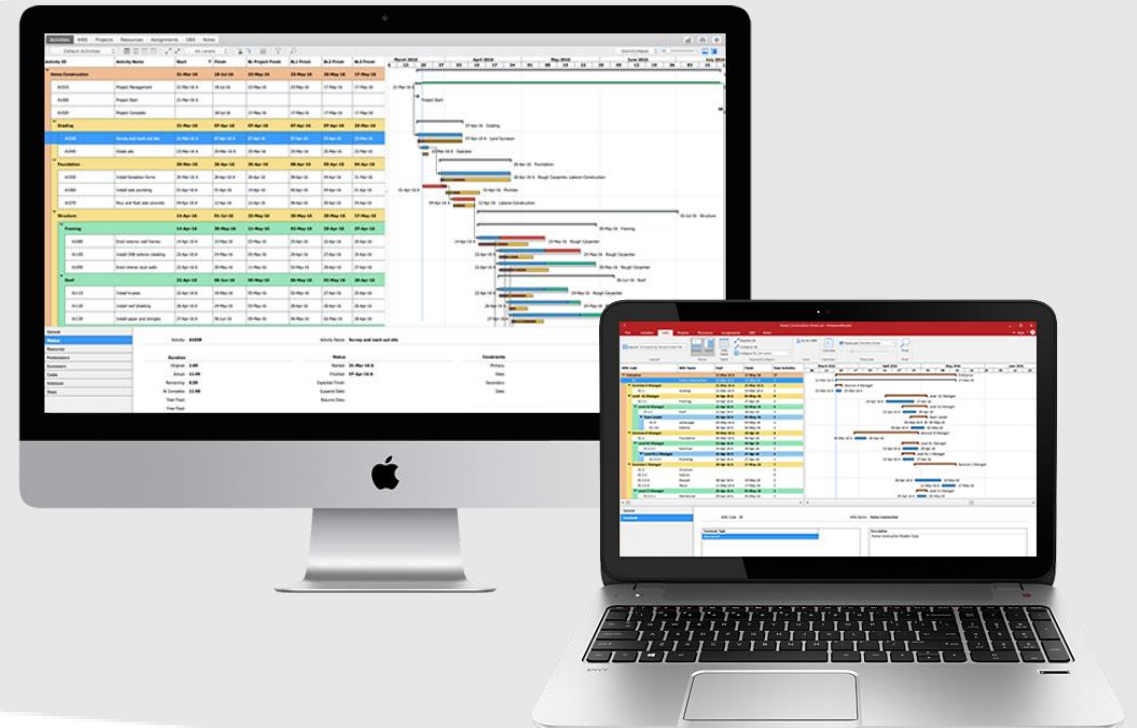




Primavera Reader

Reader for XER schedules exported from Oracle® Primavera P6.

Progress Update
with PrimaveraReader™



How Progress Update works

in PrimaveraReader™

Oracle® Primavera P6



The Project Scheduler prepares the schedule in Oracle® Primavera P6 and exports it in .xer format.



 PrimaveraReader™



In PrimaveraReader™, team members open the schedule and propose a progress update.



The progress updates saved in .xls file format are stored in a shared location.



Oracle® Primavera P6



The Project Scheduler imports the .xls file in Oracle® Primavera P6 and APPROVES/ REJECTS the proposed changes.

Easy updating interface

Predefined field in PrimaveraReader™

Progress Update Mode

Users will select when working in update mode, so no updates will be done by mistake.

Fields to be updated

• Activities:

- % Complete
- Actual Start Date
- Actual Finish Date
- Activity Status
- Activity Codes.

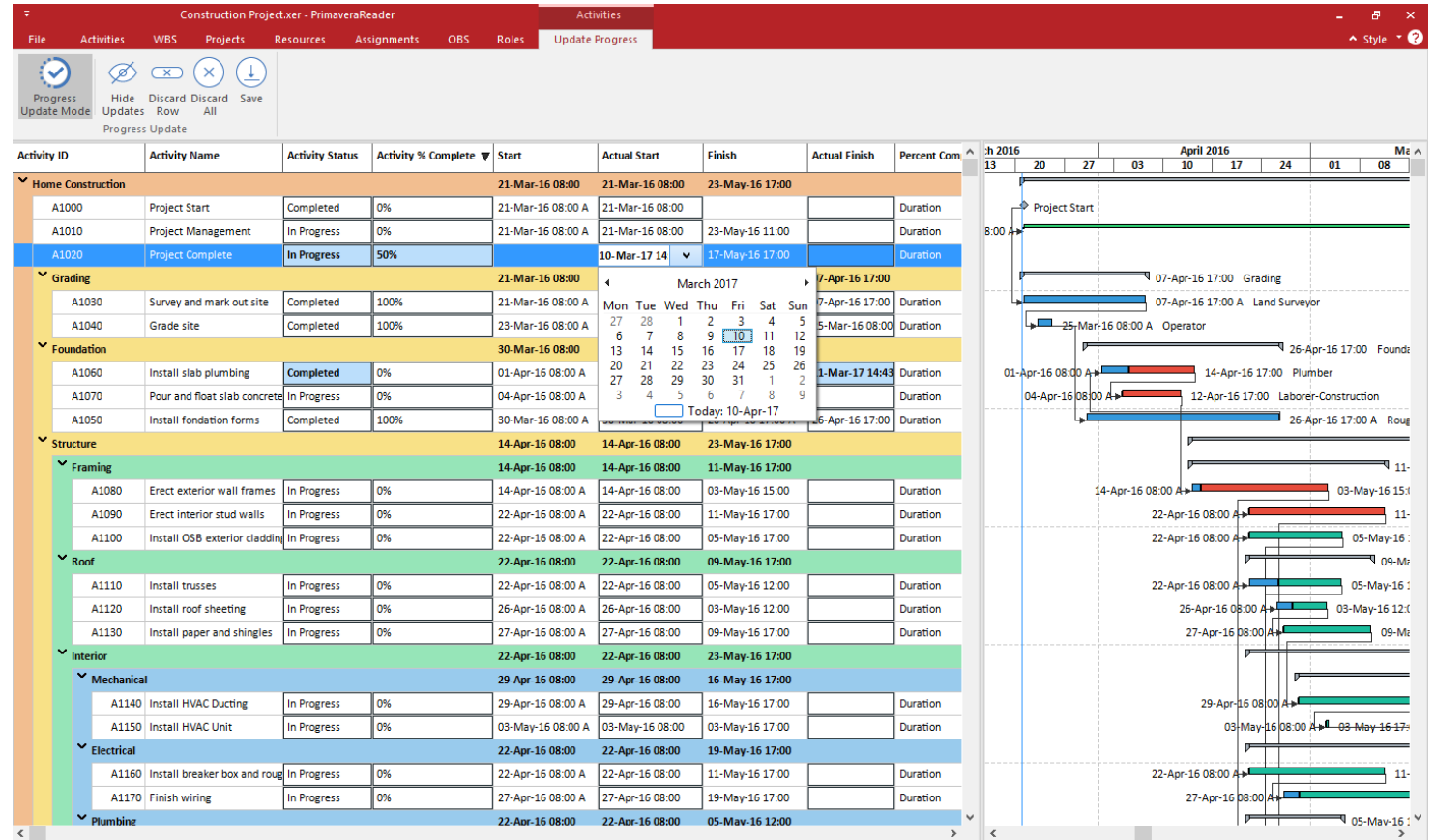
• Assignments:

- % Units
- Actual Start
- Actual Finish.

Project Scheduler can determine which fields can be updated by delivering predefined .XLS format.

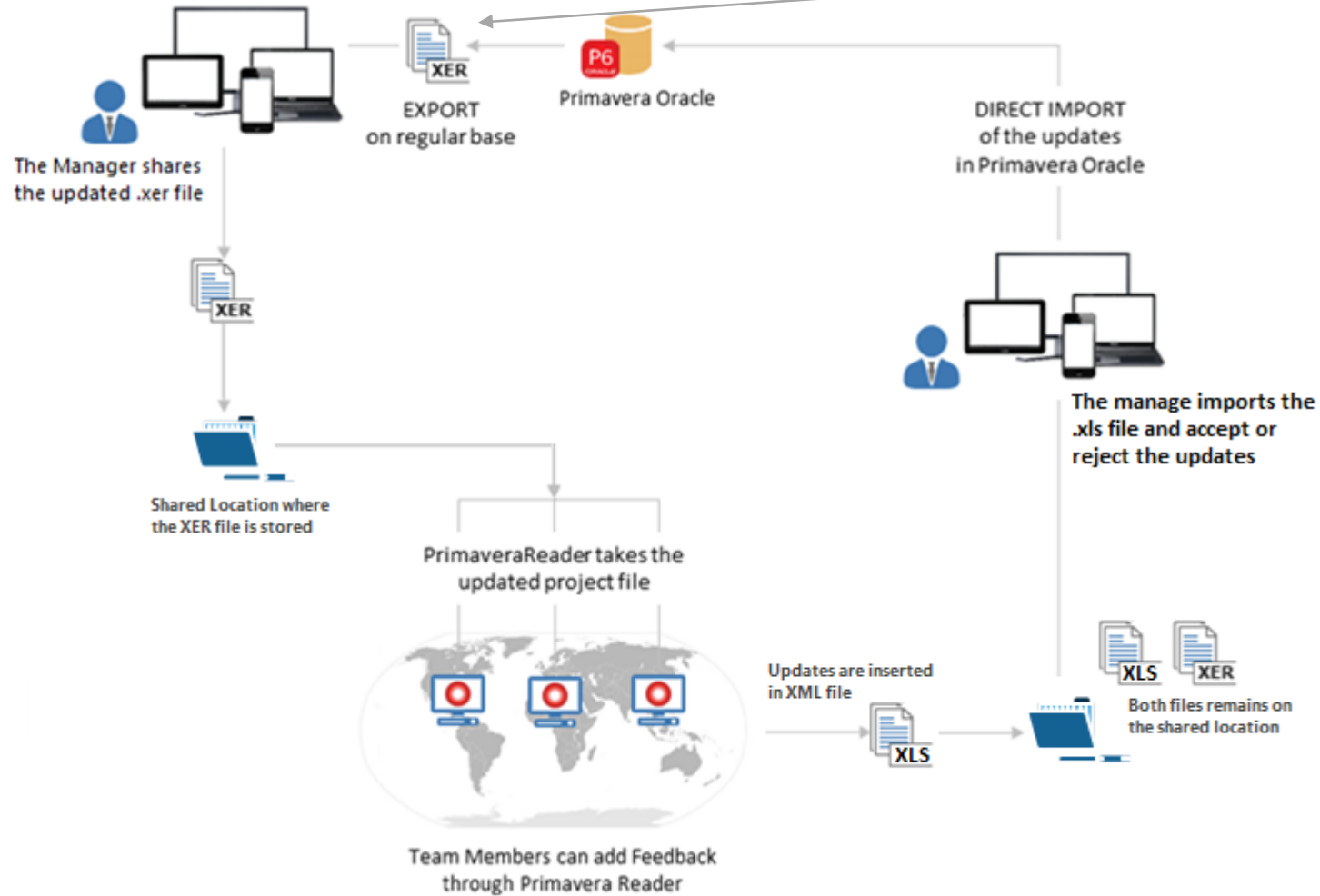
Insert changes in the marked fields

Predefined editable fields for no faults and easy working




Visual flow

Simple and efficient working with PrimaveraReader™



Oracle® Primavera P6 offer automated job for exporting the .xer on scheduled time and location.



Primavera Reader

Thank You

[Download Free Trial](#) (Windows)

[Download Free Trial](#) (Mac OS X)

[Visit iTunes](#) (iOS application)

For more details, please contact us at: sales@primaverareader.com or visit

www.primaverareader.com